

FALL 2023 Total Headcount

Includes Secondary Centers (High School students)

1,356

DeWitt	Helena	Stuttgart
332	632	392

Total Student Semester Credit Hours

Includes Secondary Centers (High School students)

11,352

DeWitt	Helena	Stuttgart
2,258	5,757	3,337

Total Full Time Equivalent

Includes Secondary Centers (High School students)

756.8

DeWitt	Helena	Stuttgart
150.5	383.8	222.5

Completion Rates



Graduation
2020 cohort 150% Time

52.0%



Retention
2022 Fall to 2023 Fall

80.9%

Degrees Awarded

AY 2022

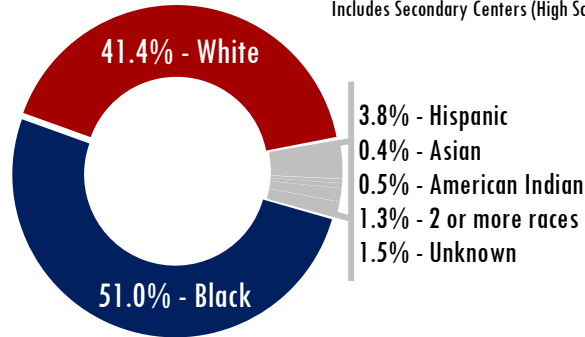


Certificates of
Proficiency **288**

Technical
Certificates **99**

Associate Degrees **129**

Race/Ethnicity



Fall 2023 Student Profile

Includes Secondary Centers (High School students)

Gender

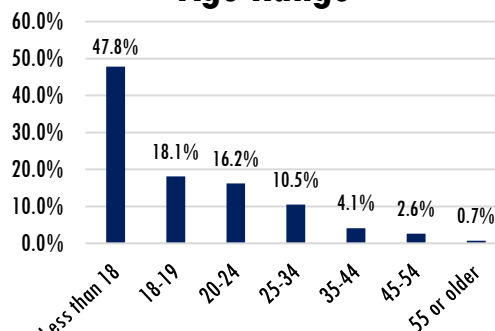


Female
61%

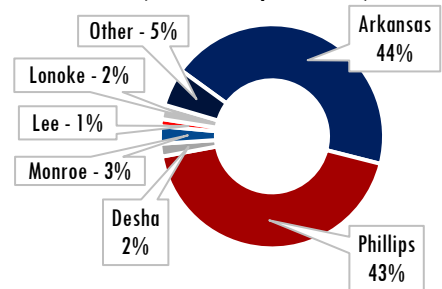


Male
39%

Age Range



County of Residence (served by PCCUA)



High School Students

72%
DeWitt: 238/332

42%
Helena: 266/632

48%
Stuttgart: 190/323



Student to Faculty Ratio
(online & face to face)

11 to 1

EMPLOYEES

Non-Faculty - 182
Full Time Faculty - 56
Part Time Faculty - 32

TUITION & FEES

Phillips & Arkansas County - \$77/credit hr
Out-of-District Resident - \$91/credit hr
Non-Arkansas Resident - \$145/credit hr

Required Fees*

\$30/credit hr + \$10 (for 3+ hrs) + \$22/credit hr book rental
*Other fees may apply depending on program



MASCOT
RIDGE RUNNER

Financial Aid



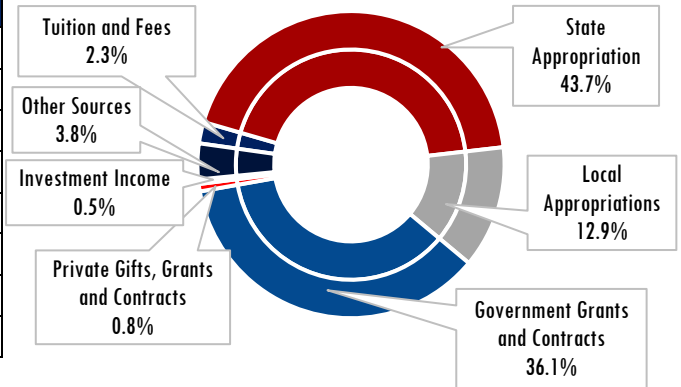
71.9% of non-high school, degree/certificate seeking students (443) received Pell Grants (\$2,189,650)

91.1% of non-high school, degree/certificate seeking students (561) received some form of aid (\$3,544,293)

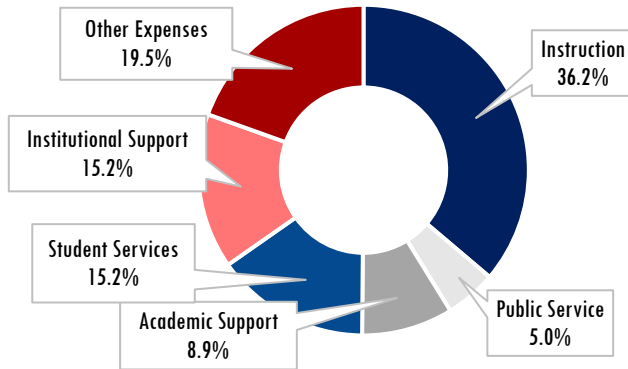
Appropriations (2022-2023)

Source	Dollars	Percentage
Student Tuition & Fees	\$562,602	2.3%
State Appropriation	\$10,872,602	43.7%
Local Appropriations	\$3,207,798	12.9%
Government Grants and Contracts	\$8,989,452	36.1%
Private Gifts, Grants and Contracts	\$192,526	0.8%
Investment Income	\$119,717	0.5%
Other Sources	\$936,264	3.8%
Total	\$24,880,961	100%

Appropriations



Expenditures



Expenditures (2022-2023)

Source	Dollars	Percentage
Instruction	\$8,548,215	36.2%
Public Service	\$1,180,448	5.0%
Academic Support	\$2,113,596	8.9%
Student Services	\$3,579,271	15.2%
Institutional Support	\$3,586,538	15.2%
Other Core Expenses	\$4,611,024	19.5%
Total	\$23,619,092	100.00%

2022 Crime Statistics

No hate crimes were reported in the year 2022

	On-Campus Property	Non-Campus Property	Public Property	GRAND TOTAL
Murder/Non-Negligent Manslaughter	0	0	0	0
Negligent Manslaughter	0	0	0	0
Robbery	0	0	0	0
Aggravated Assault	1	0	0	0
Motor Vehicle Theft	0	0	0	0
Arson	0	0	0	0
BURGLARY (TOTAL)	0	0	0	0
Forcible Burglary	0	0	0	0
Non-Forcible Burglary	0	0	0	0
Attempted Burglary	0	0	0	0
SEX OFFENSES, FORCIBLE (TOTAL)	0	0	0	0
Forcible Rape	0	0	0	0
Forcible Sodomy	0	0	0	0
Sexual Assault w/ Object	0	0	0	0
Forcible Fondling	0	0	0	0
Domestic Violence	0	0	0	0
Dating Violence	0	0	0	0
Sexual Assault	0	0	0	0
Stalking	0	0	0	0
SEX OFFENSES, NON-FORCIBLE (TOTAL)	0	0	0	0
Incest	0	0	0	0
Statutory Rape	0	0	0	0
Domestic Violence	0	0	0	0
Dating Violence	0	0	0	0
Sexual Assault	0	0	0	0
Stalking	0	0	0	0
Liquor Law Arrests	0	0	0	0
Liquor Law Violations Referred for Disciplinary Action	0	0	0	0
Drug Law Arrests	0	0	0	0
Drug Law Violations Referred for Disciplinary Action	0	0	0	0
Weapons Possession Arrests	0	0	0	0
Weapons Possession Violations Referred for Disciplinary Action	0	0	0	0