

FACTBOOK –2015-16

**All data is pulled from ADHE and IPEDS reports unless otherwise noted*

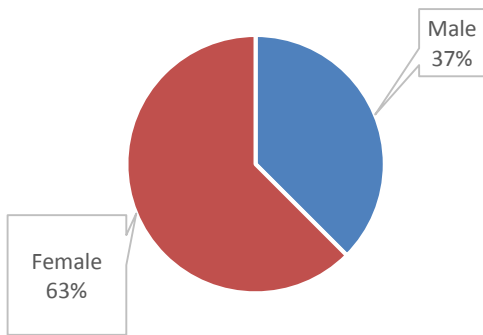
ENROLLMENT (Fall 2015)

Headcount, SSCH, FTE:

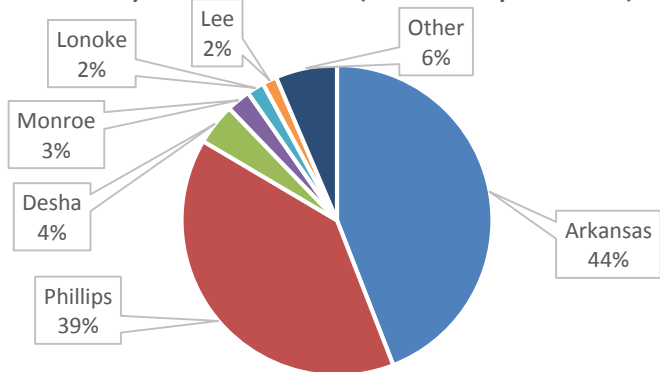
Campus	Headcount	SSCH	FTE
Helena	735	6,903	460.2
DeWitt	532	3,439	229.3
Stuttgart	394	3,353	223.5
Total	1,661	13,695	913.0
Online	359	1,107	73.8

STUDENT PROFILE (Fall 2015)

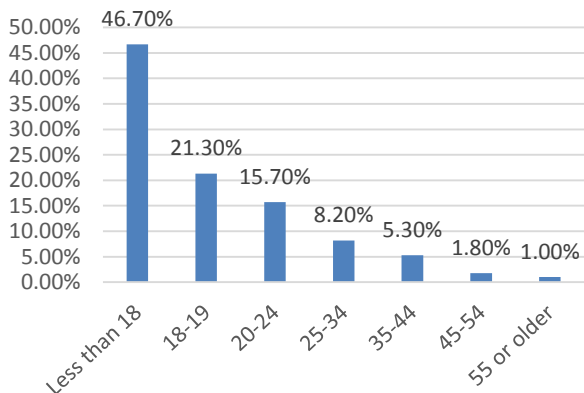
Student Gender



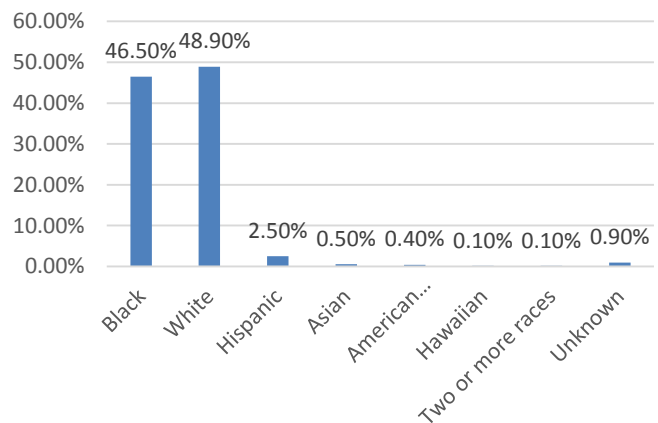
County of Residence (served by PCCUA)



Age Range



Race/Ethnicity



COMPLETION

Retention Rate (2014 Fall to 2015 Fall): 60.1%
 Graduation Rate (2012 Cohort Completing in 150% Time): 19.6%

Degrees Awarded (2014-15)

Certificate of Proficiency 192
 Technical Certificates 54
 Associate Degrees 167

EMPLOYEES

Non-Faculty Employees 134
 Faculty (FT/PT) 58/33
 Student to Faculty Ratio 12.5/1

TUITION & FEES

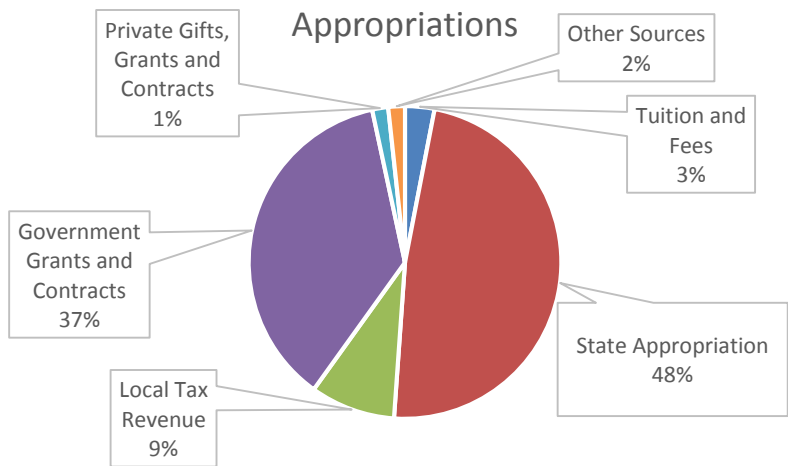
Phillips/Arkansas County Resident \$67.25/credit hr
 Out-of-District Resident \$79.75/credit hr
 Non-Arkansas Resident \$125.00/credit hr
 Online Courses \$105/credit hr
 Required Fees* \$18.50/credit hr + \$5 assessment fee + \$10 (if you have 3 or more credit hours)
 *Other fees may apply depending on program

FINANCIAL AID (2014-15)

624 (68.0% of non-high school students) students received Pell Grants (\$2,518,086)
 820 (89.4% of non-high school students) students received some form of aid (\$3,326,606)

APPROPRIATION (2014-15)

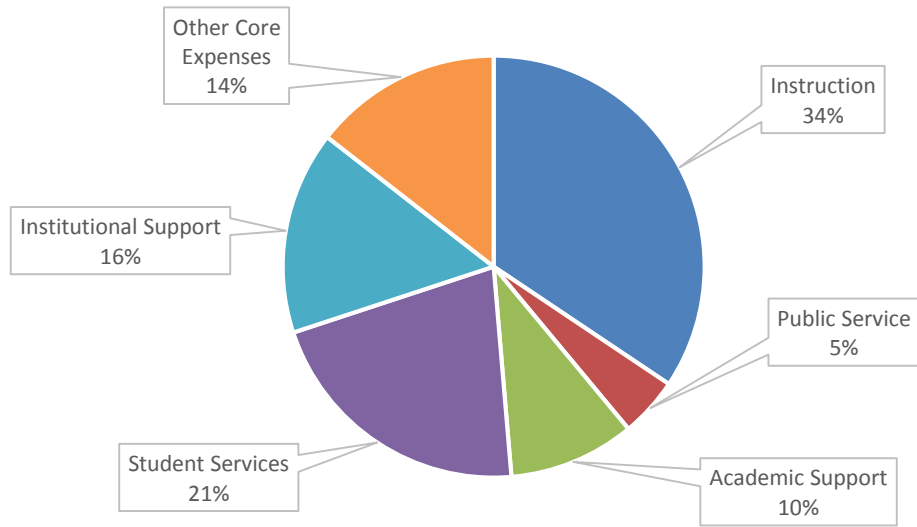
Source	Dollars	Percentage
Tuition and Fees	\$654,208	3.0%
State Appropriation	\$10,336,093	47.2%
Local Tax Revenue	\$2,134,666	9.7%
Government Grants and Contracts	\$7,890,751	36.0%
Private Gifts, Grants and Contracts	\$355,121	1.6%
Investment Income	\$20,549	0.1%
Other Sources	\$349,824	1.6%
Total	\$21,903,891	100.00%



EXPENDITURES (2014-15)

Source	Dollars	Percentage
Instruction	\$7,505,551	34.4%
Public Service	\$997,133	4.6%
Academic Support	\$2,113,428	9.7%
Student Services	\$4,644,512	21.3%
Institutional Support	\$3,400,733	15.6%
Other Core Expenses	\$3,158,234	14.5%
Total	\$21,819,591	100.00%

Expenditures



Phillips Community College of the University of Arkansas
Crime Statistics 2014

	On-Campus Property	Non-Campus Property	Public Property	GRAND TOTAL
Murder/Non-Negligent Manslaughter	0	0	0	0
Negligent Manslaughter	0	0	0	0
Robbery	0	0	0	0
Aggravated Assault	1	0	0	1
Motor Vehicle Theft	0	0	0	0
Arson	0	0	0	0
BURGLARY (TOTAL)	4	0	0	4
Forcible Burglary	4	0	0	4
Non-Forcible Burglary	0	0	0	0
Attempted Burglary	0	0	0	0
SEX OFFENSES, FORCIBLE (TOTAL)	0	0	0	0
Forcible Rape	0	0	0	0
Forcible Sodomy	0	0	0	0
Sexual Assault w/ Object	0	0	0	0
Forcible Fondling	0	0	0	0
Domestic Violence	0	0	0	0
Dating Violence	0	0	0	0
Sexual Assault	0	0	0	0
Stalking	0	0	0	0
SEX OFFENSES, NON-FORCIBLE (TOTAL)	0	0	0	0
Incest	0	0	0	0
Statutory Rape	0	0	0	0
Domestic Violence	0	0	0	0
Dating Violence	0	0	0	0
Sexual Assault	0	0	0	0
Stalking	1	0	0	1
Liquor Law Arrests	0	0	0	0
Liquor Law Violations Referred for Disciplinary Action	0	0	0	0
Drug Law Arrests	0	0	0	0
Drug Law Violations Referred for Disciplinary Action	0	0	0	0
Weapons Possession Arrests	0	0	0	0
Weapons Possession Violations Referred for Disciplinary Action	0	0	0	0

No hate crimes were reported in the year 2014.