

## FACTBOOK –2016-17

*\*All data is pulled from ADHE and IPEDS reports unless otherwise noted*

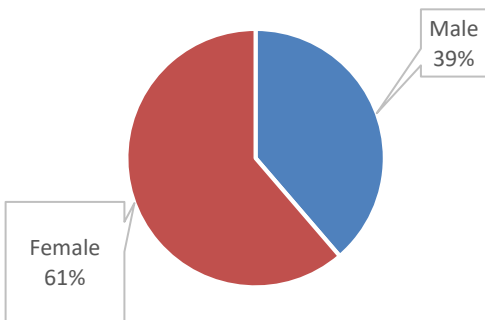
### ENROLLMENT (Fall 2016)

**Headcount, SSCH, FTE:**

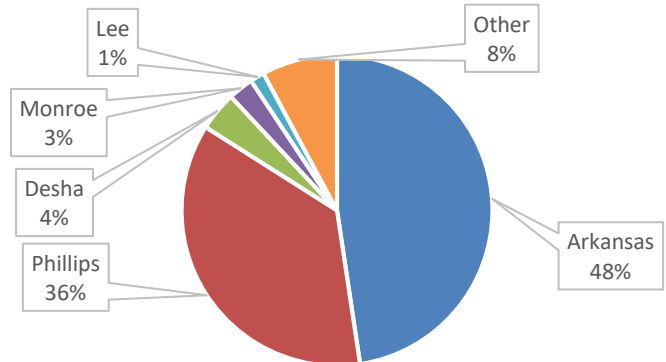
Campus	Headcount	SSCH	FTE
Helena	719	6,896	459.7
DeWitt	562	3,918	261.2
Stuttgart	468	3,939	262.6
<b>Total</b>	<b>1749</b>	<b>14,753</b>	<b>983.5</b>
Online	414	1,243	82.9

### STUDENT PROFILE (Fall 2016)

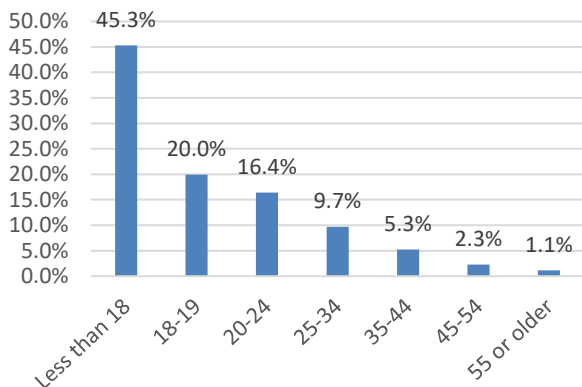
Student Gender



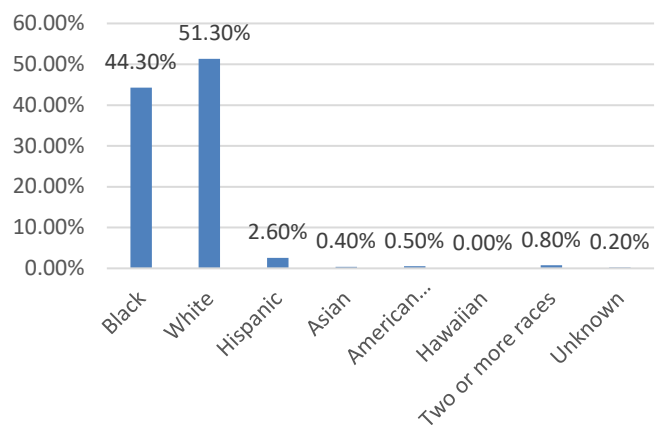
County of Residence (served by PCCUA)



Age Range



Race/Ethnicity



**COMPLETION**

Retention Rate (2015 Fall to 2016 Fall): 63.7%  
 Graduation Rate (2013 Cohort Completing in 150% Time): 28.8%

**Degrees Awarded (2016-17)**

Certificate of Proficiency 233  
 Technical Certificates 46  
 Associate Degrees 127

**EMPLOYEES**

Non-Faculty Employees 133  
 Faculty (FT/PT) 53/47  
 Student to Faculty Ratio 12/1

**TUITION & FEES**

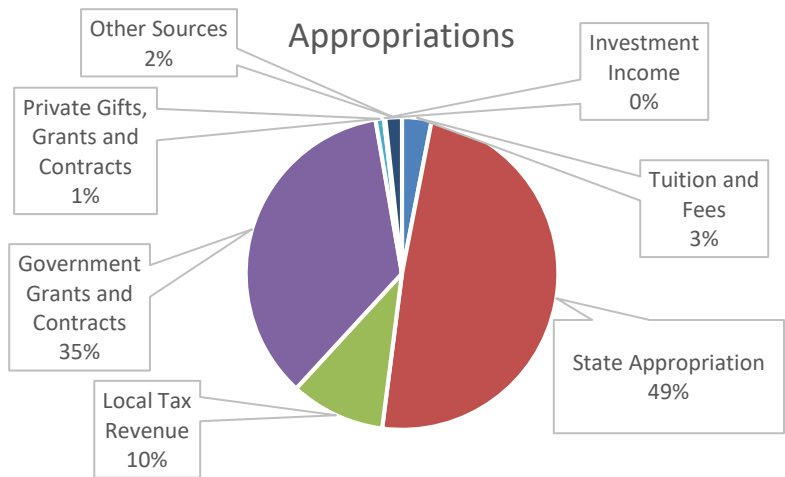
Phillips/Arkansas County Resident \$70.00/credit hr  
 Out-of-District Resident \$83.00/credit hr  
 Non-Arkansas Resident \$130.00/credit hr  
 Online Courses \$109.00/credit hr  
 Required Fees\* \$25.00/credit hr + \$5 assessment fee + \$10 (if you have 3 or more credit hours)  
 \*Other fees may apply depending on program

**FINANCIAL AID (2015-16)**

564 (67.6% of non-high school students) students received Pell Grants (\$2,262,598)  
 770 (92.3% of non-high school students) students received some form of aid (\$2,968,252)

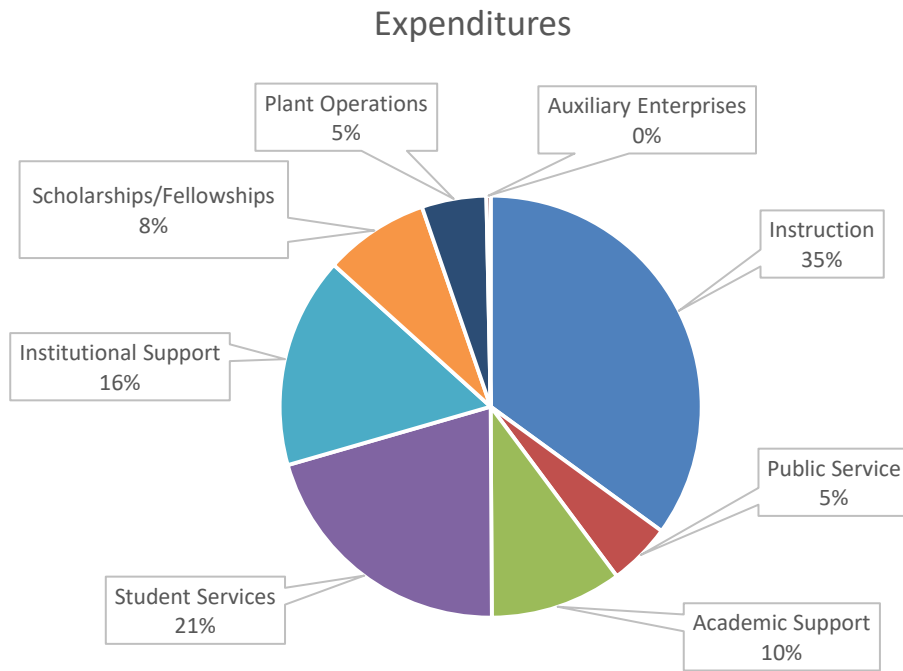
**APPROPRIATION (2015-16)**

Source	Dollars	Percentage
Student Tuition & Fees, net of scholarship allowances of \$ 2,050,314	\$645,870	3.1%
State Appropriation	\$10,349,799	49.0%
Local Tax Revenue	\$2,071,753	9.8%
Government Grants and Contracts	\$7,491,175	35.4%
Private Gifts, Grants and Contracts	\$182,391	0.9%
Investment Income	\$30,554	0.1%
Other Sources	\$361,429	1.7%
Total	\$21,132,971	100.00%



**EXPENDITURES (2015-16)**

Source	Dollars	Percentage
Instruction	\$6,995,614	35.0%
Public Service	\$ 960,624	4.8%
Academic Support	\$ 2,018,419	10.1%
Student Services	\$ 4,119,928	20.6%
Institutional Support	\$ 3,230,680	16.2%
Scholarships/Fellowships	\$1,606,548	8.0%
Plant Operations	\$ 987,096	4.9%
Auxiliary Enterprises	\$65,590	0.3%
Total	\$19,984,499	100.00%



Phillips Community College of the University of Arkansas  
Crime Statistics 2015

	On-Campus Property	Non-Campus Property	Public Property	GRAND TOTAL
Murder/Non-Negligent Manslaughter	0	0	0	0
Negligent Manslaughter	0	0	0	0
Robbery	0	0	0	0
Aggravated Assault	1	0	0	0
Motor Vehicle Theft	0	0	0	0
Arson	0	0	0	0
<b>BURGLARY (TOTAL)</b>	0	0	0	0
Forcible Burglary	0	0	0	0
Non-Forcible Burglary	0	0	0	0
Attempted Burglary	0	0	0	0
<b>SEX OFFENSES, FORCIBLE (TOTAL)</b>	0	0	0	0
Forcible Rape	0	0	0	0
Forcible Sodomy	0	0	0	0
Sexual Assault w/ Object	0	0	0	0
Forcible Fondling	0	0	0	0
Domestic Violence	0	0	0	0
Dating Violence	0	0	0	0
Sexual Assault	0	0	0	0
Stalking	0	0	0	0
<b>SEX OFFENSES, NON-FORCIBLE (TOTAL)</b>	0	0	0	0
Incest	0	0	0	0
Statutory Rape	0	0	0	0
Domestic Violence	0	0	0	0
Dating Violence	0	0	0	0
Sexual Assault	0	0	0	0
Stalking	1	0	0	1
Liquor Law Arrests	0	0	0	0
Liquor Law Violations Referred for Disciplinary Action	0	0	0	0
Drug Law Arrests	0	0	0	0
Drug Law Violations Referred for Disciplinary Action	0	0	0	0
Weapons Possession Arrests	0	0	0	0
Weapons Possession Violations Referred for Disciplinary Action	0	0	0	0

No hate crimes were reported in the year 2015.