

FACTBOOK –2017-18

**All data is pulled from ADHE and IPEDS reports unless otherwise noted*

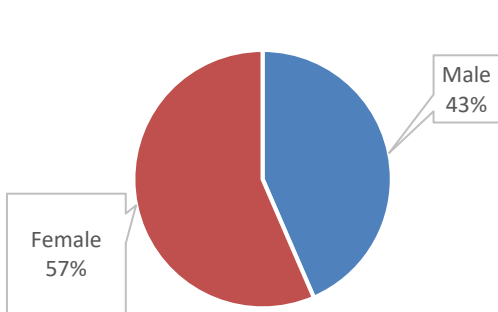
ENROLLMENT (Fall 2017)

Headcount, SSCH, FTE:

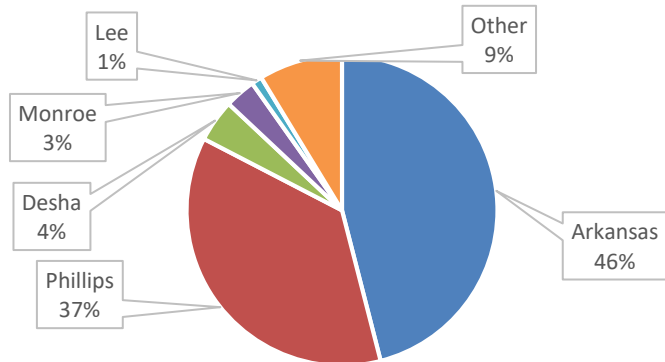
Campus	Headcount	SSCH	FTE
Helena	676	6,378	425.2
DeWitt	507	3,429	228.6
Stuttgart	453	3,866	257.7
Total	1636	13,693	912.9
Online	408	1,196	79.7

STUDENT PROFILE (Fall 2017)

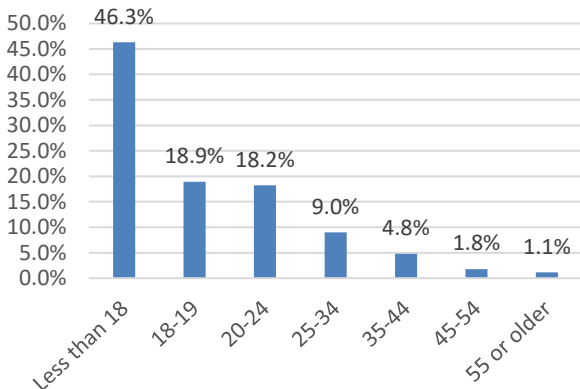
Student Gender



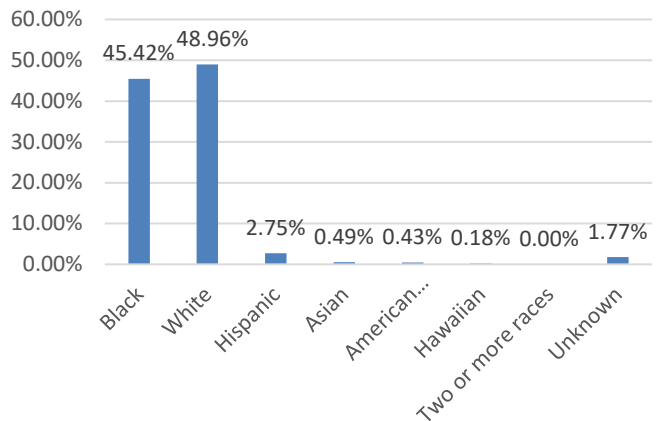
County of Residence (served by PCCUA)



Age Range



Race/Ethnicity



COMPLETION

Retention Rate (2016 Fall to 2017 Fall): 58.8%
 Graduation Rate (2014 Cohort Completing in 150% Time): 33.1%

Degrees Awarded (2016-17)

Certificate of Proficiency 241
 Technical Certificates 47
 Associate Degrees 125

EMPLOYEES

Non-Faculty Employees 127
 Faculty (FT/PT) 55/39
 Student to Faculty Ratio 13/1

TUITION & FEES

Phillips/Arkansas County Resident \$70.00/credit hr
 Out-of-District Resident \$83.00/credit hr
 Non-Arkansas Resident \$130.00/credit hr
 Online Courses \$109.00/credit hr
 Required Fees* \$33.00/credit hr + \$5 assessment fee + \$10 (if you have 3 or more credit hours)

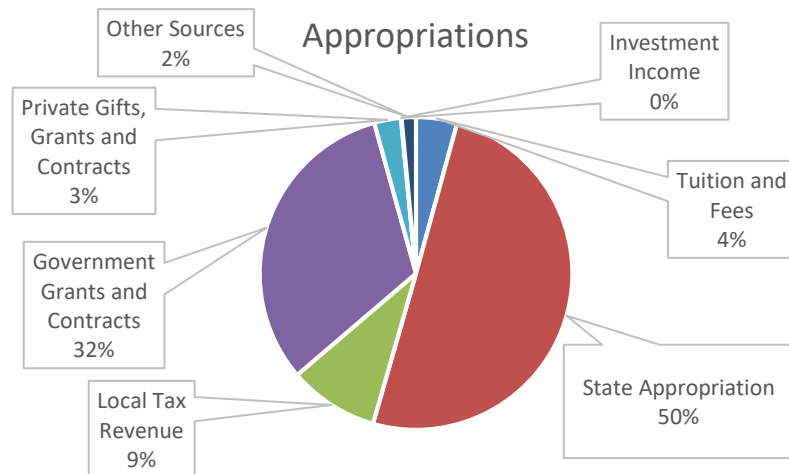
*Other fees may apply depending on program

FINANCIAL AID (2016-17)

595 (66.2% of non-high school students) students received Pell Grants (\$2,373,891)
 809 (90.0% of non-high school students) students received some form of aid (\$3,030,425)

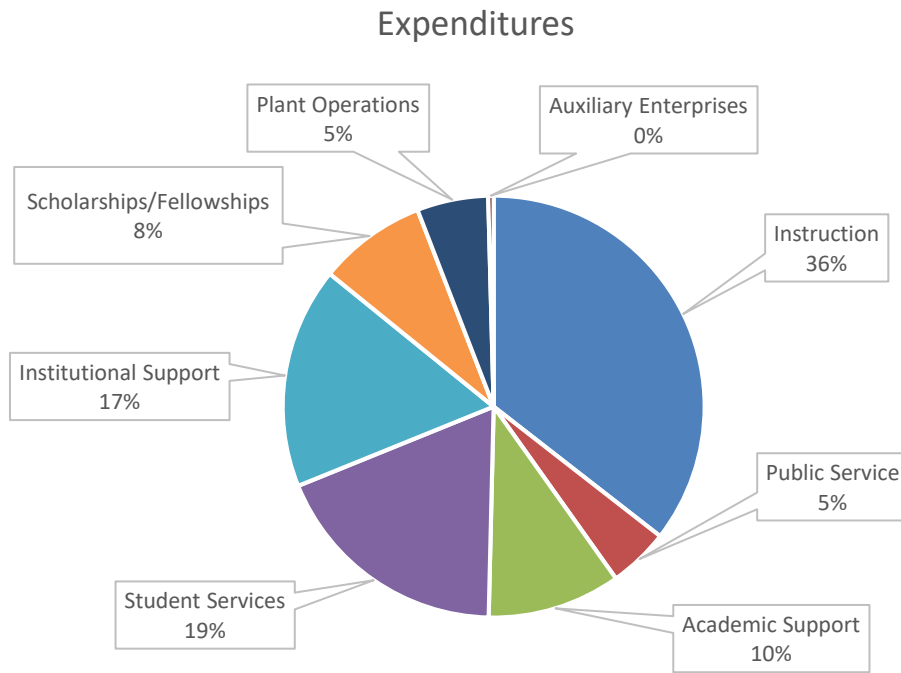
APPROPRIATION (2016-17)

Source	Dollars	Percentage
Student Tuition & Fees, net of scholarship allowances of \$ 2,084,853	\$881,798	4.3%
State Appropriation	\$10,381,540	50.2%
Local Tax Revenue	\$1,927,071	9.3%
Government Grants and Contracts	\$6,609,201	31.9%
Private Gifts, Grants and Contracts	\$571,621	2.8%
Investment Income	\$13,107	0.1%
Other Sources	\$306,095	1.5%
Total	\$20,690,433	100.00%



EXPENDITURES (2016-17)

Source	Dollars	Percentage
Instruction	\$6,917,176	35.5%
Public Service	\$902,168	4.6%
Academic Support	\$1,990,015	10.2%
Student Services	\$3,600,645	18.5%
Institutional Support	\$3,304,687	17.0%
Scholarships/Fellowships	\$1,612,641	8.3%
Plant Operations	\$1,063,831	5.5%
Auxiliary Enterprises	\$80,411	0.4%
Total	\$19,471,574	100.00%



Phillips Community College of the University of Arkansas
Crime Statistics 2016

	On-Campus Property	Non-Campus Property	Public Property	GRAND TOTAL
Murder/Non-Negligent Manslaughter	0	0	0	0
Negligent Manslaughter	0	0	0	0
Robbery	0	0	0	0
Aggravated Assault	1	0	0	0
Motor Vehicle Theft	0	0	0	0
Arson	0	0	0	0
BURGLARY (TOTAL)	0	0	0	0
Forcible Burglary	0	0	0	0
Non-Forcible Burglary	0	0	0	0
Attempted Burglary	0	0	0	0
SEX OFFENSES, FORCIBLE (TOTAL)	0	0	0	0
Forcible Rape	0	0	0	0
Forcible Sodomy	0	0	0	0
Sexual Assault w/ Object	0	0	0	0
Forcible Fondling	0	0	0	0
Domestic Violence	0	0	0	0
Dating Violence	0	0	0	0
Sexual Assault	0	0	0	0
Stalking	0	0	0	0
SEX OFFENSES, NON-FORCIBLE (TOTAL)	0	0	0	0
Incest	0	0	0	0
Statutory Rape	0	0	0	0
Domestic Violence	0	0	0	0
Dating Violence	1	0	0	1
Sexual Assault	0	0	0	0
Stalking	0	0	0	0
Liquor Law Arrests	0	0	0	0
Liquor Law Violations Referred for Disciplinary Action	0	0	0	0
Drug Law Arrests	0	0	0	0
Drug Law Violations Referred for Disciplinary Action	0	0	0	0
Weapons Possession Arrests	0	0	0	0
Weapons Possession Violations Referred for Disciplinary Action	0	0	0	0

No hate crimes were reported in the year 2016.