

## FACTBOOK –2019-2020

*\*All data is pulled from ADHE and IPEDS reports unless otherwise noted*

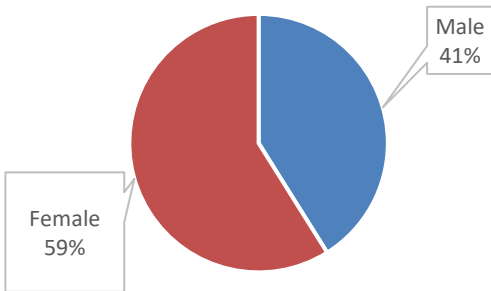
### ENROLLMENT (Fall 2019)

**Headcount, SSCH, FTE:**

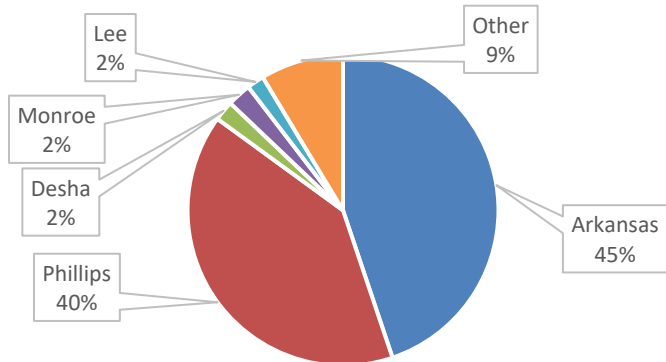
Campus	Headcount	SSCH	FTE
Helena	691	6,975	465.02
DeWitt	433	2,643	176.2
Stuttgart	416	3,669	244.6
<b>Total</b>	<b>1540</b>	<b>13,287</b>	<b>885.8</b>
Online	543	1,599	106.6

### STUDENT PROFILE (Fall 2019)

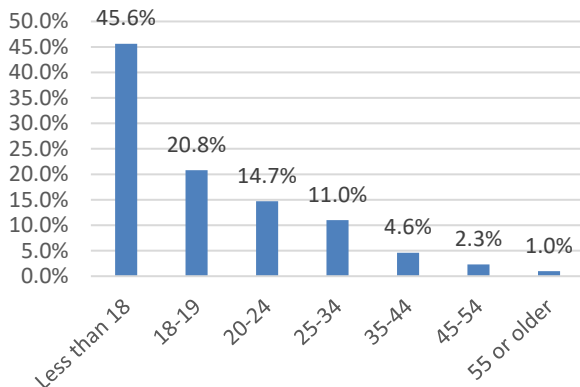
Student Gender



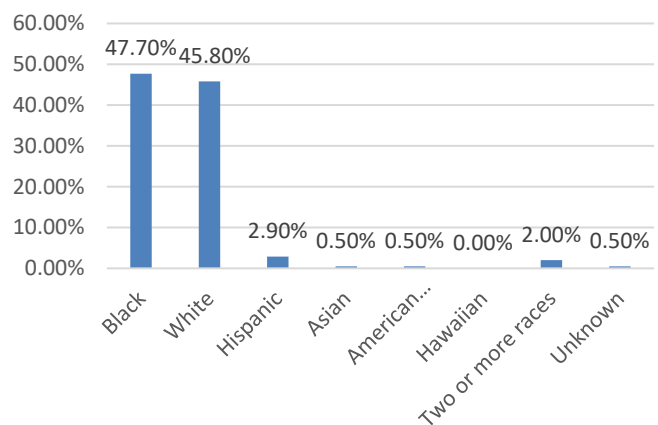
County of Residence (served by PCCUA)



Age Range



Race/Ethnicity



**COMPLETION**

Retention Rate (2018 Fall to 2019 Fall): 58%

Graduation Rate (2016 Cohort Completing in 150% Time): 46%

**Degrees Awarded (2018-19)**

Certificate of Proficiency 274  
 Technical Certificates 89  
 Associate Degrees 134

**EMPLOYEES**

Non-Faculty Employees 125  
 Faculty (FT/PT) 54/29  
 Student to Faculty Ratio 13/1

**TUITION & FEES**

Phillips/Arkansas County Resident \$73.00/credit hr  
 Out-of-District Resident \$86.00/credit hr  
 Non-Arkansas Resident \$136.00/credit hr  
 Online Courses \$112.00/credit hr  
 Required Fees\* \$27.00/credit hr + \$5 assessment fee + \$10 (if you have 3 or more credit hours)

\*Other fees may apply depending on program

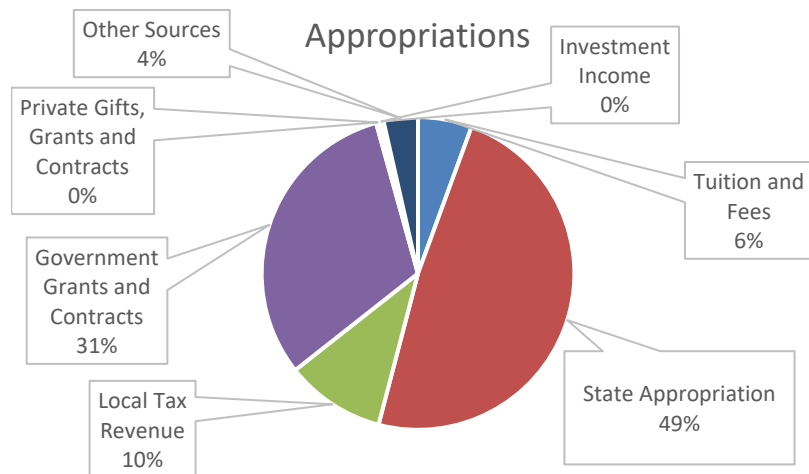
**FINANCIAL AID (2018-19)**

574 (68.0% of non-high school students) students received Pell Grants (\$2,494,465)

784 (92.9% of non-high school students) students received some form of aid (\$3,086,927)

**APPROPRIATION (2018-19)**

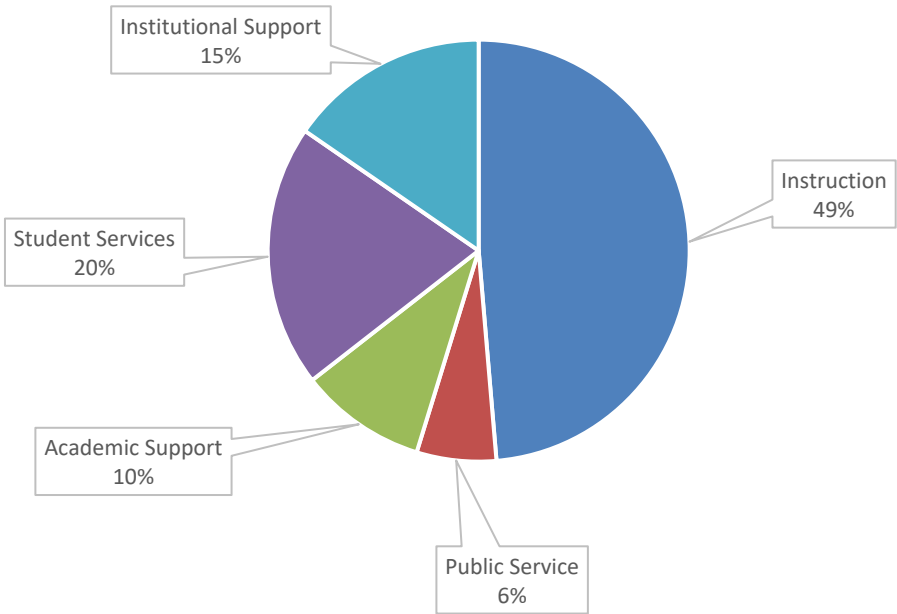
Source	Dollars	Percentage
Student Tuition & Fees, net of scholarship allowances of \$ 2,084,853	\$1,197,747	5.5%
State Appropriation	\$10,411,433	48.5%
Local Tax Revenue	\$2,215,791	10.3%
Government Grants and Contracts	\$6,719,619	31.3%
Private Gifts, Grants and Contracts	\$72,910	0.3%
Investment Income	\$95,020	0.4%
Other Sources	\$760,142	3.5%
Total	\$21,472,662	100.00%



**EXPENDITURES (2018-19)**

Source	Dollars	Percentage
Instruction	\$8,561,590	40.2%
Public Service	\$1,073,383	5.0%
Academic Support	\$1,711,564	8.0%
Student Services	\$3,543,168	16.6%
Institutional Support	\$2,708,671	12.7%
Other Core Expenses	\$3,690,030	17.3%
Total	\$21,288,406	100.00%

Expenditures



Phillips Community College of the University of Arkansas  
Crime Statistics 2017

	On-Campus Property	Non-Campus Property	Public Property	GRAND TOTAL
Murder/Non-Negligent Manslaughter	0	0	0	0
Negligent Manslaughter	0	0	0	0
Robbery	0	0	0	0
Aggravated Assault	1	0	0	0
Motor Vehicle Theft	0	0	0	0
Arson	0	0	0	0
<b>BURGLARY (TOTAL)</b>	0	0	0	0
Forcible Burglary	0	0	0	0
Non-Forcible Burglary	0	0	0	0
Attempted Burglary	0	0	0	0
<b>SEX OFFENSES, FORCIBLE (TOTAL)</b>	0	0	0	0
Forcible Rape	0	0	0	0
Forcible Sodomy	0	0	0	0
Sexual Assault w/ Object	0	0	0	0
Forcible Fondling	0	0	0	0
Domestic Violence	0	0	0	0
Dating Violence	0	0	0	0
Sexual Assault	0	0	0	0
Stalking	0	0	0	0
<b>SEX OFFENSES, NON-FORCIBLE (TOTAL)</b>	0	0	0	0
Incest	0	0	0	0
Statutory Rape	0	0	0	0
Domestic Violence	0	0	0	0
Dating Violence	1	0	0	1
Sexual Assault	0	0	0	0
Stalking	0	0	0	0
Liquor Law Arrests	0	0	0	0
Liquor Law Violations Referred for Disciplinary Action	0	0	0	0
Drug Law Arrests	0	0	0	0
Drug Law Violations Referred for Disciplinary Action	0	0	0	0
Weapons Possession Arrests	0	0	0	0
Weapons Possession Violations Referred for Disciplinary Action	0	0	0	0

No hate crimes were reported in the year 2017.