

FACTBOOK – 2021-2022

**All data is pulled from ADHE and IPEDS reports unless otherwise noted*

ENROLLMENT (Fall 2021)

Includes Secondary Centers (High School students)

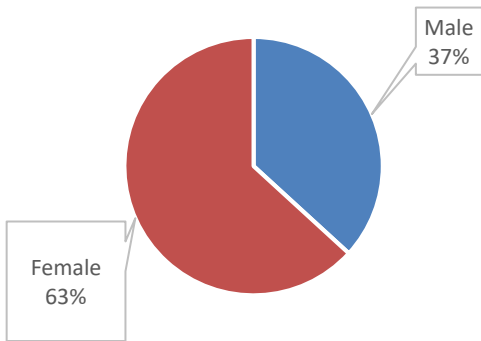
Headcount, SSCH, FTE:

Campus	Headcount	SSCH	FTE
Helena	545	5,412	360.8
DeWitt	401	2,603	173.5
Stuttgart	343	2,783	185.5
Total	1540	13,287	885.8
Online	384	2,442	162.8

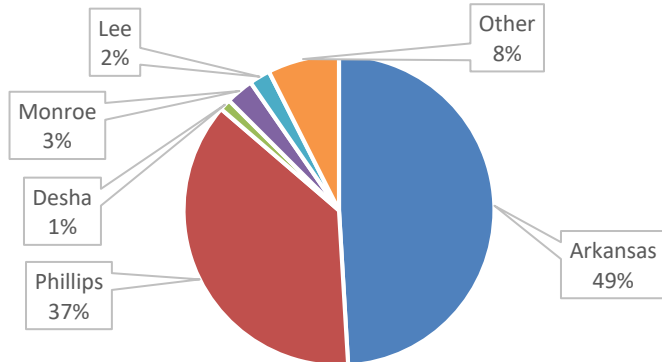
STUDENT PROFILE (Fall 2021)

Includes Secondary Centers (High School students)

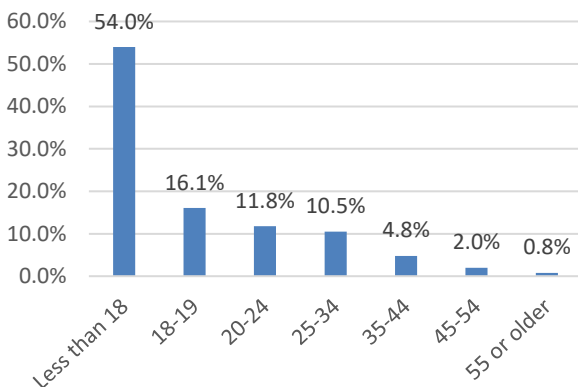
Student Gender



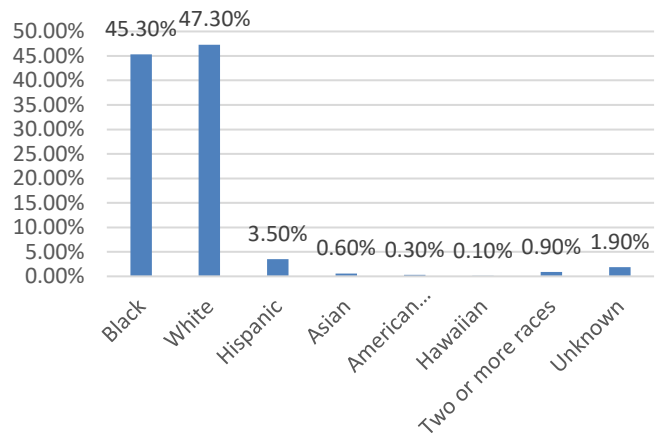
County of Residence (served by PCCUA)



Age Range



Race/Ethnicity



COMPLETION

Retention Rate (2020 Fall to 2021 Fall): 62.9%
 Graduation Rate (2017 Cohort Completing in 150% Time): 41%

Degrees Awarded (2020-21)

Certificate of Proficiency 286
 Technical Certificates 67
 Associate Degrees 122

EMPLOYEES

Non-Faculty Employees 143
 Faculty (FT/PT) 53/20
 Student to Faculty Ratio 13/1

TUITION & FEES

Phillips/Arkansas County Resident \$73.00/credit hr
 Out-of-District Resident \$86.00/credit hr
 Non-Arkansas Resident \$136.00/credit hr
 Online Courses \$112.00/credit hr
 Required Fees* \$27.00/credit hr + \$5 assessment fee + \$10 (if you have 3 or more credit hours)

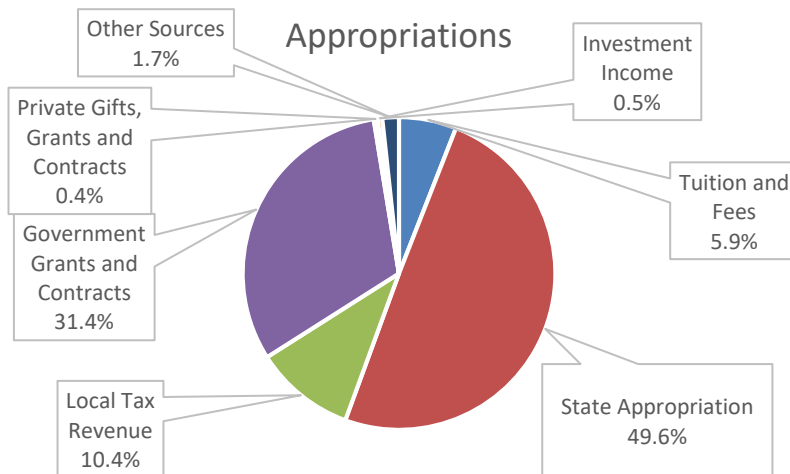
*Other fees may apply depending on program

FINANCIAL AID (2020-21)

422 (65.4% of non-high school students) students received Pell Grants (\$1,122,209)
 579 (89.8% of non-high school students) students received some form of aid (\$1,559,006)

APPROPRIATION (2018-19)

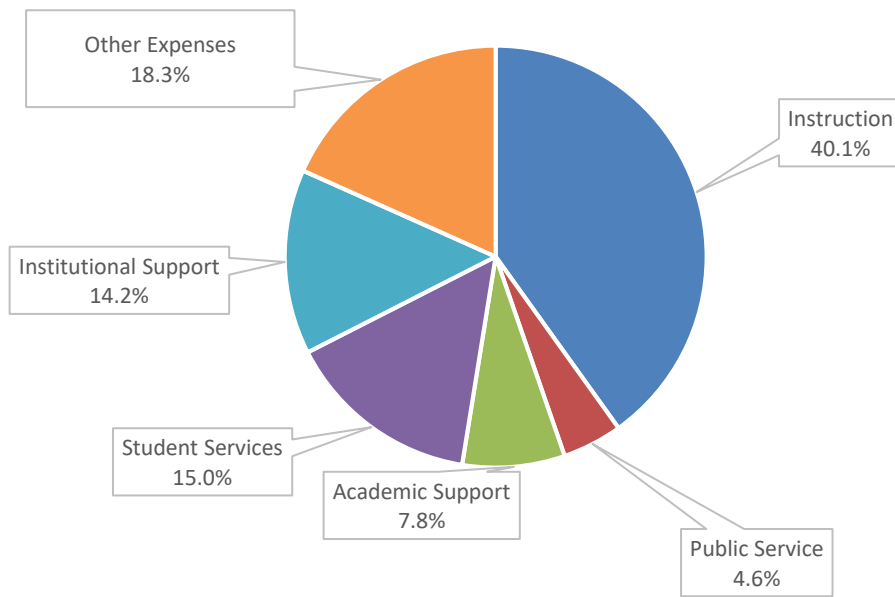
Source	Dollars	Percentage
Student Tuition & Fees	\$1,250,915	5.9%
State Appropriation	\$10,438,889	49.6%
Local Appropriations	\$2,191,549	10.4%
Government Grants and Contracts	\$6,605,030	31.4%
Private Gifts, Grants and Contracts	\$82,926	0.39%
Investment Income	\$101,735	0.48%
Other Sources	\$360,636	1.7%
Total	\$21,203,499	100.00%



EXPENDITURES (2018-19)

Source	Dollars	Percentage
Instruction	\$7,853,432	40.1%
Public Service	\$900,097	4.6%
Academic Support	\$1,537,201	7.8%
Student Services	\$2,929,601	15.0%
Institutional Support	\$2,776,791	14.2%
Other Core Expenses	\$3,587,224	18.3%
Total	\$19,584,346	100.00%

Expenditures



Phillips Community College of the University of Arkansas
Crime Statistics 2020

	On-Campus Property	Non-Campus Property	Public Property	GRAND TOTAL
Murder/Non-Negligent Manslaughter	0	0	0	0
Negligent Manslaughter	0	0	0	0
Robbery	0	0	0	0
Aggravated Assault	1	0	0	0
Motor Vehicle Theft	0	0	0	0
Arson	0	0	0	0
BURGLARY (TOTAL)	0	0	0	0
Forcible Burglary	0	0	0	0
Non-Forcible Burglary	0	0	0	0
Attempted Burglary	0	0	0	0
SEX OFFENSES, FORCIBLE (TOTAL)	0	0	0	0
Forcible Rape	0	0	0	0
Forcible Sodomy	0	0	0	0
Sexual Assault w/ Object	0	0	0	0
Forcible Fondling	0	0	0	0
Domestic Violence	0	0	0	0
Dating Violence	0	0	0	0
Sexual Assault	0	0	0	0
Stalking	0	0	0	0
SEX OFFENSES, NON-FORCIBLE (TOTAL)	0	0	0	0
Incest	0	0	0	0
Statutory Rape	0	0	0	0
Domestic Violence	0	0	0	0
Dating Violence	0	0	0	0
Sexual Assault	0	0	0	0
Stalking	0	0	0	0
Liquor Law Arrests	0	0	0	0
Liquor Law Violations Referred for Disciplinary Action	0	0	0	0
Drug Law Arrests	0	0	0	0
Drug Law Violations Referred for Disciplinary Action	0	0	0	0
Weapons Possession Arrests	0	0	0	0
Weapons Possession Violations Referred for Disciplinary Action	0	0	0	0

No hate crimes were reported in the year 2020.